



## Utrecht Heparin Processing





### Registrations

Collection Protocol	PPID	Participant Name
Utrecht VACOPIID	V29	Divya Prabhu



### Visits

Collection Protocol	Event Name	Visit Name	Visit Date	Visit Site
Utrecht VACOPIID	Visit4	V29_Visit4_98120	May 11, 2022 19:30	Rheumatology & Clinical Immunology Biobank, Utrecht

### Input Specimens

Barcode	Label	Parent	Type	Qty	Location
	V29WB9		Whole Blood	9 ml	
	V29WB10		Whole Blood	9 ml	
	V29WB11		Whole Blood	9 ml	
	V29WB12		Whole Blood	9 ml	

### All Specimens

Barcode	Label	Parent	Type	Qty	Location
	V29WB9		Whole Blood	9 ml	
	V29WB10		Whole Blood	9 ml	



Barcode	Label	Parent	Type	Qty	Location
	V29WB11		Whole Blood	9 ml	
	V29WB12		Whole Blood	9 ml	
	V29WB13		Whole Blood	10 ml	
	V29WB14		Whole Blood	10 ml	
	V29PBMC15	V29WB13	PBMC	0 Cells	
	V29PBMC16	V29WB14	PBMC	0 Cells	
	V29PBMC15.1	V29PBMC15	PBMC	3 Cells	
	V29PBMC15.2	V29PBMC15	PBMC	3 Cells	
	V29PBMC15.3	V29PBMC15	PBMC	3 Cells	
	V29PBMC15.4	V29PBMC15	PBMC	3 Cells	
	V29PBMC16.1	V29PBMC16	PBMC	3 Cells	
	V29PBMC16.2	V29PBMC16	PBMC	3 Cells	
	V29PBMC16.3	V29PBMC16	PBMC	3 Cells	
	V29PBMC16.4	V29PBMC16	PBMC	3 Cells	



### Completed or Skipped Tasks

Task	Status
Receive Specimens	COMPLETED
Pool Specimens	COMPLETED
Ficoll isolation	COMPLETED
Pool Specimens Again	SKIPPED
Derive PBMC	COMPLETED
Pipette PBMC tubes	COMPLETED

### Pending Tasks

1. Scan QR Code